

A new closer  
creation for  
enhanced  
architectural  
elegance.

**DORMA TS 97**





## Innovative architectural concepts offer form and function combined.

**Contemporary architecture is characterised by distinctive design lines that accommodate the desire for aesthetic elegance as an integral element within a well functioning whole.** Harmony of appearance needs to be maintained throughout. And this is precisely the design brief to which DORMA has

developed the TS 97. Our new door closer has been specifically designed to match perfectly the optical opulence of high-quality project doors while at the same time offering maximum functional convenience. The DORMA TS 97 – an impressive synthesis of form and function.





A dark blue vertical bar on the left side of the page, with a small white square at the bottom left corner.

## DORMA TS 97. Functional component, fascinating aesthetics.

**With the TS 97, DORMA has opened up a new segment in the premium class of door closers.**

Its high technological quality is matched in full by its impressive design credentials. The straight lines of its cubic form exude elegant compactness. And – as a characteristic feature of this particular system – the closer body and slide channel are of identical length.

The single piece faceplate has no slots or fixing points and even the end caps are flush. All the clearance and gap dimensions have been reduced to a minimum. With a wide range of surface finishes available, the TS 97 can be ideally adapted to any décor. All in all, it offers a solution that can satisfy all the requirements embodied in a high-quality architectural project.







Closer body and slide channel of identical lengths.

## Distinctive design lines, coincidence of contours.

As a surface mounted door closer of consummate compactness, the DORMA TS 97 offers a clearly defined profile suited to a wide range of application requirements. The body is just 37 mm deep, while the slide channel is perfectly aligned to its small width. It is also

vertically adjustable. This enables the overall appearance to be further optimised and ideally adjusted to the door and frame arrangement. There is a wide range of surface finishes available to enable full integration within discrete architectural concepts.



A small square graphic with a white top-left corner and a dark blue bottom-right corner.

**Reduced to the essential. The smallest surface-mounted cam action door closer in the project sector.**

A grey rectangular box containing the text "37 mm" in a large, white, sans-serif font.

**37  
mm**

With its compact design and an overall depth of just 37 mm, the DORMA TS 97 has opened up a new dimension in the market for surface-mounted door closers. Ideally sized, it provides for a solution of exemplary elegance. Even when viewed from the side, the TS 97 offers unimpaired visual charm. Through its discreet overall appearance, such a closer enhances the overall architectural effect of the door and its surroundings.

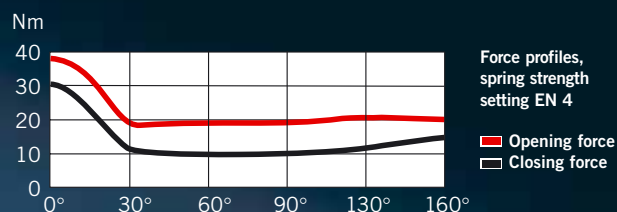


■ A perfect combination of high-grade finish  
and smart technology



**The heart-shaped cam ensures maximum ease of use through minimised opening effort.**

The technology is such that opening resistance is immediately reduced as the door comes. Door operation is thus literally child's play.



**Anodised surface finishes that exude exclusivity.**

The truly salient feature of the DORMA TS 97 is its beautifully shaped design. The high-quality appearance of the closer is further enhanced by a wide range of

finishes that can be selected to suit the surroundings and project specifications. A particularly prestigious effect can be achieved with our anodised aluminium finish and the "Design" range: "stainless steel" or

"polished brass". White is also available as a standard colour, as are various special colours. The architect thus has a wide optical spectrum to choose from in the creation of contemporary door designs.

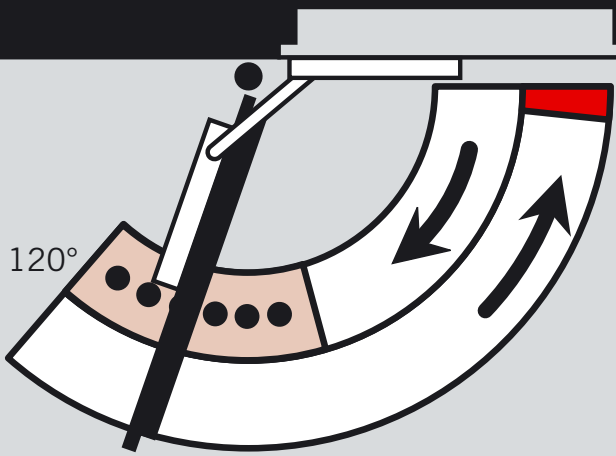


## Architectural solutions – uncomplicated sophistication achieved with ease.



The DORMA TS 97 can be mounted with ease either to the door leaf or the frame. Its hydraulic functions are adjustable from the top face, while closing force adjustment is performed from the side. The TS 97 is compliant with EN 1154 and carries the **CE** mark.

approx. 120°



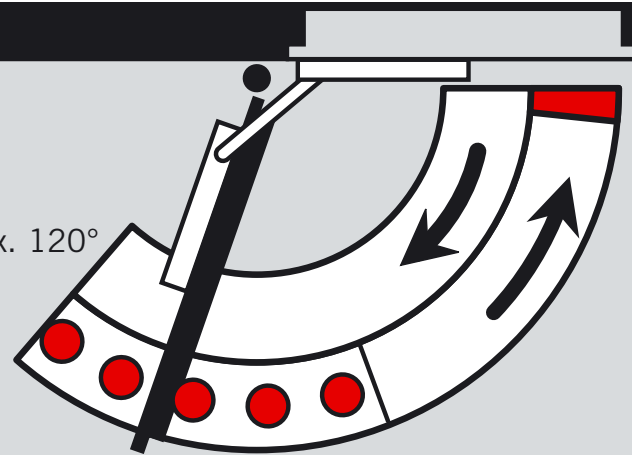
#### Cushioned limit stay.

The cushioned limit stay integrated in the standard slide channel assembly helps to prevent a normally opened door from colliding with the adjacent wall. It can be adjusted to an opening angle between approx. 80° and max. 120°.

#### RF mechanical hold-open unit.

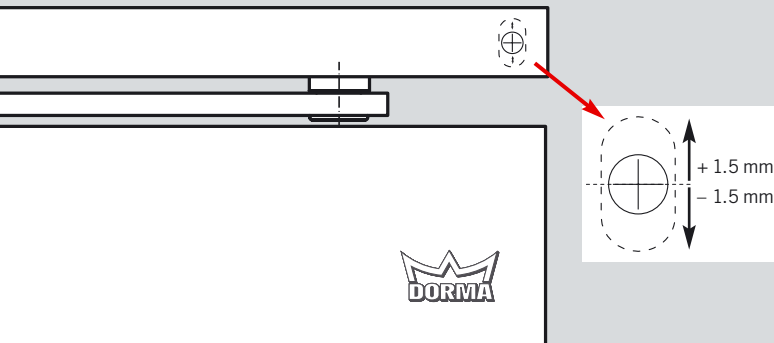
A hold-open unit is also available as an optional extra.

approx. 120°





#### Vertical adjustment of the slide channel.

The slide channel is vertically adjustable to ensure perfect adaptability to the door-and-frame arrangement.



## DORMA TS 97 – equipped with superior technology as standard.

Aside from a rapidly decreasing opening torque for effortless opening of the door, the new closer also offers all the advantages of closing force adjustability and a latching action variability that ensures secure closing every time. The closing force, adjustable between EN 2 and EN 4, opens up a wide range of applications up to maximum door widths of 1100 mm. The closer complies with EN 1154 and carries the  mark. It is also manufactured with quality assurance to ISO 9001. So it satisfies every conceivable requirement.

Data and features		TS 97
Closing force	Spring strength	EN 2-4
Standard doors	1100 mm	●
External doors, outward opening		–
Fire and smoke check doors		●
Non-handed		●
Vertically adjustable slide channel		●
Closing speed adjustment by valve	variable	●
Latching action adjustment by valve	variable	●
Cushioned limit stay (mechanical)		●
Delayed action		–
Backcheck		–
Hold-open		○
Weight in kg		2,5
Dimensions in mm	Length	340
	Overall depth	37
	Height	49
Door closer compliant with EN 1154		●
 mark for construction products		●
● Yes – No ○ Option		

## Door Control division worldwide



[www.dorma.com](http://www.dorma.com)



Door Control



Automatic



Glass Fittings  
and Accessories



Security/  
Time and Access  
Control (STA)



Movable Walls

### Central Europe

DORMA GmbH + Co. KG  
Breckerfelder Str. 42-48  
D-58256 Ennepetal  
Phone +49 2333 793-0  
Fax +49 2333 793-495

### Australia

DORMA Door Controls Pty. Ltd.  
52 Abbott Road  
Hallam/Victoria 3803  
Australia  
Phone +61 3 97963555  
Fax +61 3 97963955

### Emerging Markets

DORMA GmbH + Co. KG  
Breckerfelder Str. 42-48  
D-58256 Ennepetal  
Phone +49 2333 793-0  
Fax +49 2333 793-495

### South Africa

DORMA Door Controls (Pty.) Ltd.  
Kings Court, 4A Mineral Crescent  
ZA-2000 Crown/Gauteng  
Johannesburg  
Phone +27 11 8300280  
Fax +27 11 8300291

### Far East

DORMA Door Controls Pte. Ltd.  
No. 2 Jalan Terusan,  
Jurong  
Singapore 619285  
Phone +65 6268 7633  
Fax +65 6265 7914

### Hong Kong

DORMA Door Controls Pte. Ltd.  
Room 701, Technology Plaza  
651 King's Road  
North Point  
Hong Kong  
Phone +852 25034632  
Fax +852 28875370

### France

DORMA France S.A.S.  
Europarc  
42, rue Eugène Dupuis  
F-94046 Créteil  
Phone +33 1 41942400  
Fax +33 1 41942401

### Gulf

DORMA Gulf Door Controls FZE  
Jebel Ali Free Zone,  
Roundabout 8,  
Unit VC 02  
Dubai, United Arab Emirates  
Phone +971 48 839014  
Fax +971 48 839015

### North America

DORMA Architectural Hardware  
DORMA Drive, Drawer AC  
Reamstown, PA 17567  
Phone +1 800 523 8483  
Fax +1 800 274 9724

### Scanbalt

DORMA Danmark A/S  
Sindalvej 6-8  
DK-2610 Rødovre  
Phone +45 44 543000  
Fax +45 44 949504

### South America

DORMA Sistemas de Controles  
para Portas Ltda.  
Av. Piracema, 1400  
Centro Empresarial Tambore  
CEP 06400 Barueri/  
São Paulo, Brasil  
Phone +55 11 41913244  
Fax +55 11 41912193

### South-East Europe

DORMA AUSTRIA GmbH  
Pebering Strass 22  
A-5301 Eugendorf  
Phone +43 6225 28488  
Fax +43 6225 28491

### South Europe

DORMA Italiana S.r.l.  
Via. A. Canova 44/46  
I-20035 Lissone (MI)  
Phone +39 039 244031  
Fax +39 039 24403310

### DORMA Ibérica, S.A.

Camino San Martin de la Vega, 4  
E-28500 Arganda del Rey (Madrid)  
Phone +34 91 8757850  
Fax +34 91 8757881

### UK/Ireland

DORMA UK Ltd.  
Door Controls Division  
Wilbury Way  
GB-Hitchin  
Hertfordshire SG4 0AB  
Phone +44 1462 477600  
Fax +44 1462 477601



4 021226 291078